

DATA SHEET SWISSCAVE WLB-460DFL-MIX


Technical Data


Exterior	
Casing	Black coated steel
Door glazing	Fully glazed UV-resistant, gas-filled, with low energy panes equipped glass door (3-layer glazing)
Door frame	Filigree edging made of black anodised, brushed aluminium
Door handle	Anodised, brushed aluminium (optionally available)
Door lock	Yes
Door hinge	Right
Door hinge convertible as option (right to left)	Yes
Product dimensions without door handle (H/W/D)	1720 x 595 x 725 mm
Packaging dimensions (H/W/D)	1750 x 630 x 762 mm

Interior	
Temperature zones	2
Lighting	All around illumination white, blue, amber (adjustable)
Lighting on/off switch	Yes
Number of shelves total	13
Shelf material	Raw natural sapele (Mahogany) wooden display shelves with attractive grip bars
Telescopic shelves on extendable steel ball bearings	Full extension shelves (80%)
Inside casing	Black PUR


Scope of functions	
Optimal usage	Long-term storage and aging
User interface	2 digital displays (set and actual temp.)
Active carbon filters (ensuring optimal air quality)	Yes (2)
Compressor	Embraco Fullmotion (speed-controlled)
Coolant	R600a (environment friendly)
Vibrationfree implementation	Yes
Cooling system	Combined fan and convection cooling
Temperatur Memory Function (Power failure)	Yes
Condensation water container	Yes
Heating	Powerful winter heating function (*In heating mode, temperature and humidity values may vary from the set value)
Acoustic temperature alarm	Yes
Acoustic door alarm	Yes
Feet adjustable to compensate uneven floors	Yes

Performance data	
Humidity	Recommendation 50-70%
Actively managed humidity (adjustment range 60-80%)	
Climate classification	SN-T
Volume	379 l
Noise level	38 dB(A) sound-absorbing recommendation
Temperature range lower zone	5 °C - 16 °C
Temperature range upper zone	9 °C - 20 °C
Temperature delta between zones	1 °C - 2 °C
General Information	
Cooler shape	Free-standing or embeddable with shadow gap
Maintenance contract (warranty extension)	Recommended
Transport weight	125 kg
Net weight	110 kg
Power consumption per day	0,419 kWh (ca.)
Voltage	220 V / 50 Hz
Cable length	2 m







SWISSCAVE WLB-460DF



153 kWh/annum



166



AB CD

2019/2018